



Start met bridge

Jacques Barendregt en Koos Vrieze

Hoofdstuk
5

- Tegenspelen
 - uitkomen in een SA-contract
 - uitkomen in een troef-contract

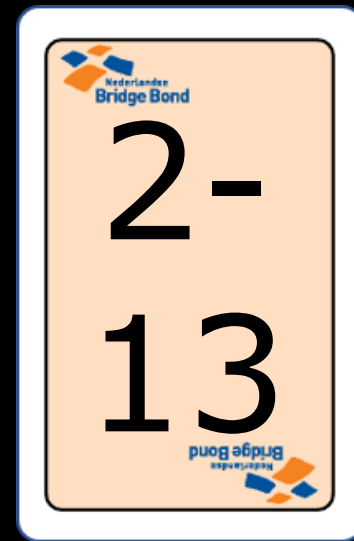
Herhaling les 4

Uitkomen in een SA-contract

Uitkomen in een troef contract



Uitkomst



Voorspelen

Hoe uitkomen?




Gedekt

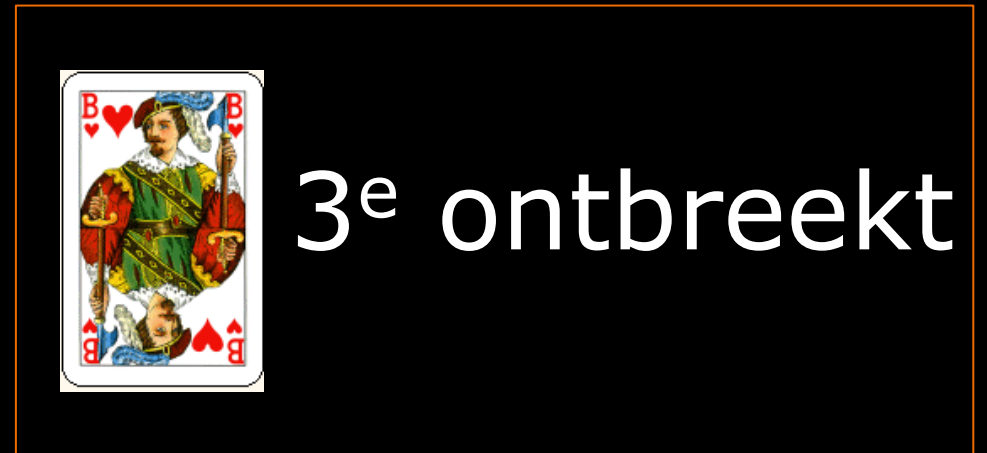
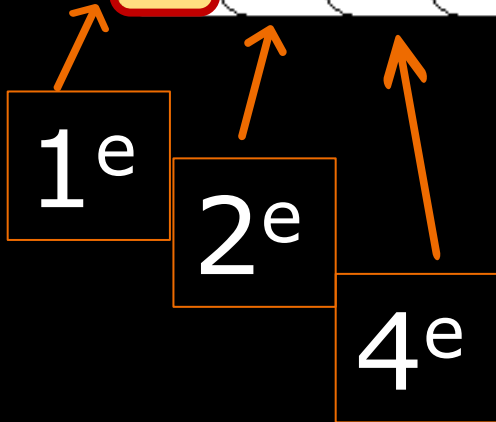

Doel: lengteslagen

Langste kleur


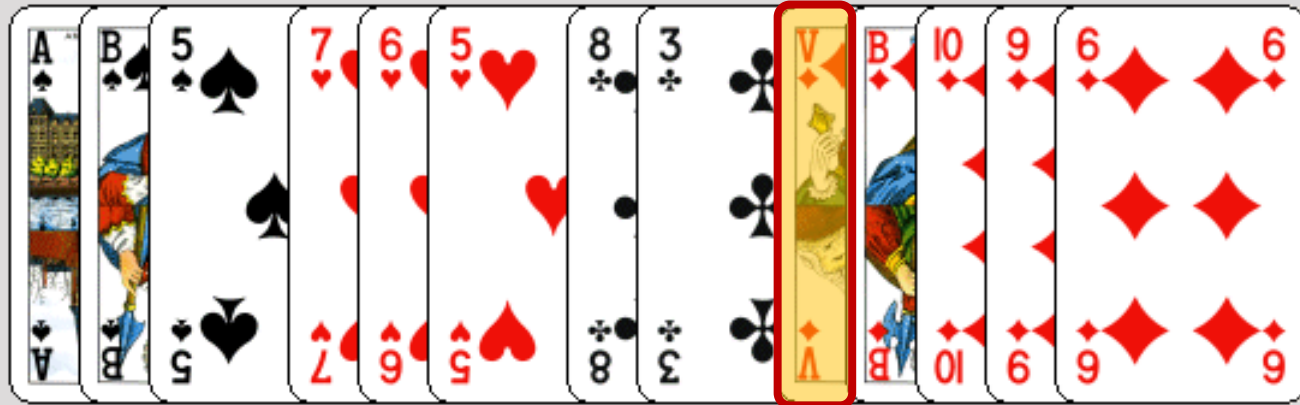
Hoogste v. serie



Gebroken serie



SA: welke uitkomst?





Langste kleur?

Serie

♦ doorspelen

SA: welke uitkomst? (2)




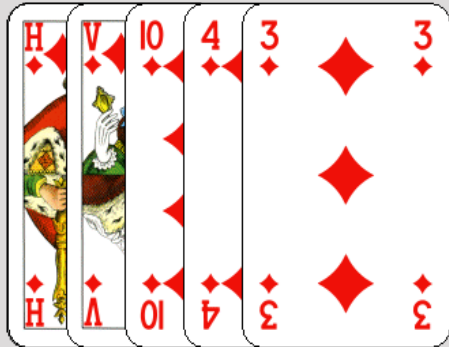
Langste kleur?

Gebroken serie


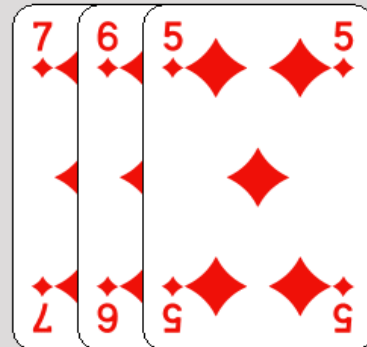
Zoek de missende honneurs



Dummy



Leider




Gebroken serie

Zoek de missende honneurs (2)


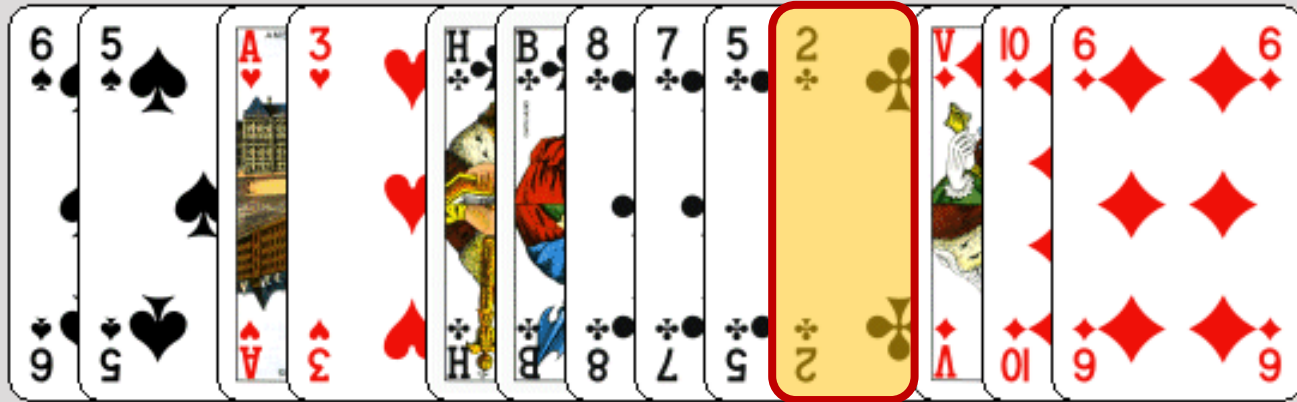
The diagram illustrates a card game layout with the following components:

- Hand:** A horizontal row of five cards: V (Jack), B (King), 10, 5, 3.
- Dummy:** A horizontal row of five cards: 9, 7, 2, followed by a diamond symbol, and 2.
- Leader:** A horizontal row of five cards: V (Jack), B (King), 10, 5, 3.
- Center:** A black square containing the letters N, W, O, and Z arranged in a diamond pattern.
- Right Hand:** A horizontal row of three cards: H (Jack), 8, 4.
- Bottom:** A horizontal row of two cards: A (Ace), 6.



Serie



SA: welke uitkomst? (3)



Langste kleur?

Kleintje belooft
plaatje


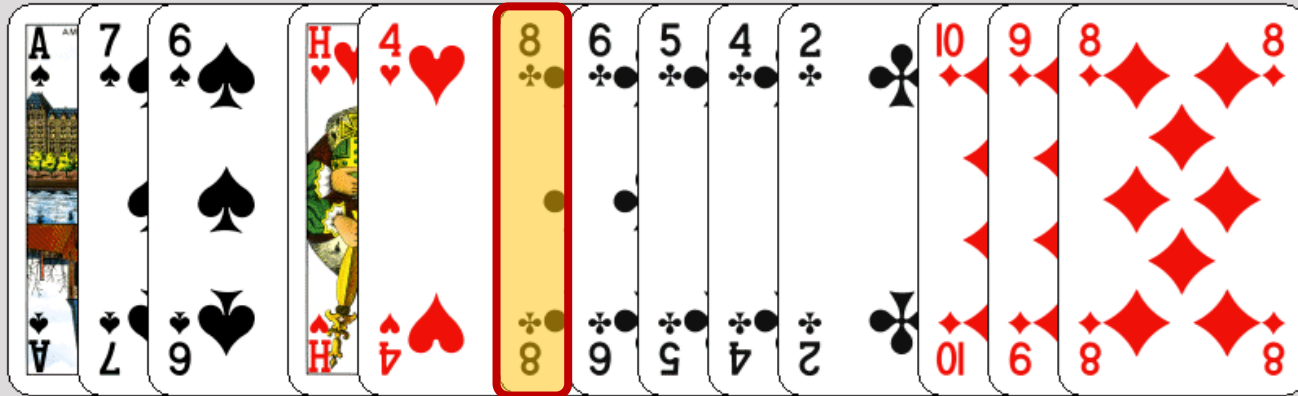
SA: welke uitkomst? (4)



Langste kleur?

Kleintje belooft
plaatje


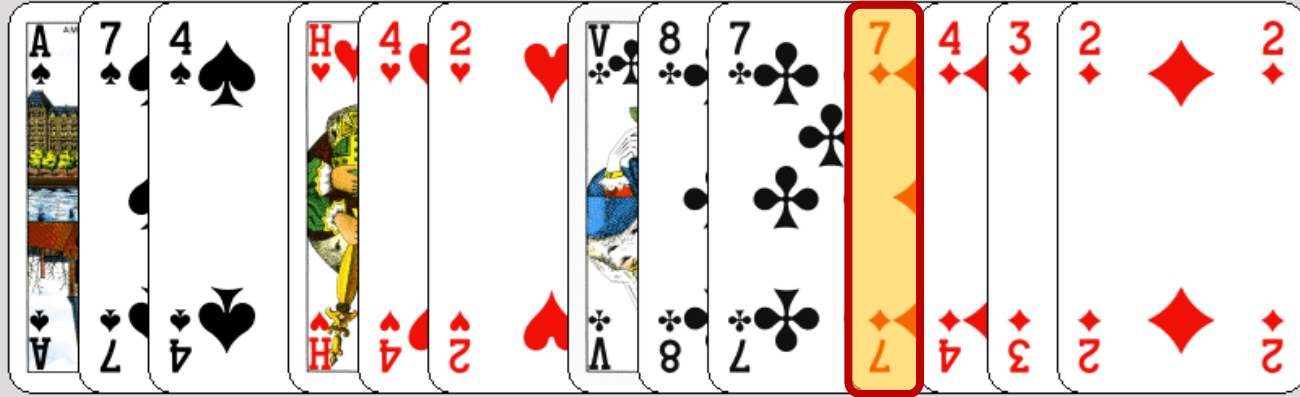
SA: welke uitkomst? (5)



Langste kleur?

Hoge middenkaart
belooft niks

SA: welke uitkomst? (6)



Langste kleur?

Hoge middenkaart
belooft niks


Uitkomst in een SA-contract


Honneur	(gebroken) Serie van 3	Hoogste
Kleintje	Plaatje (1 of 2)	Laagste
Middenkaart	Geen plaatje	Hoogste

Tafelopdracht



Maak uit werkboek:

pag. 54:
opgave 1-6

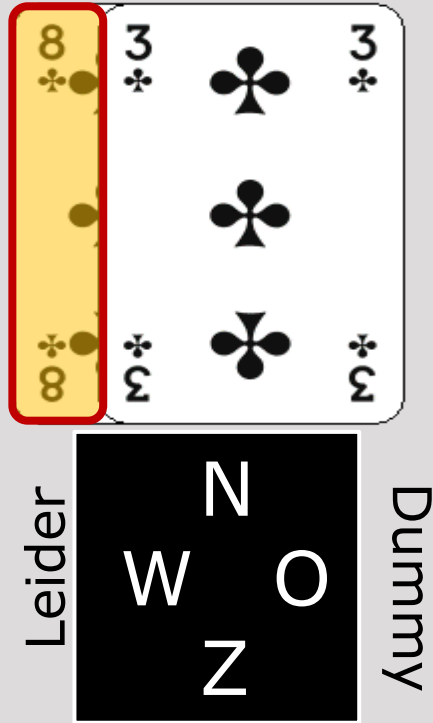






Waarmee uitkomen?



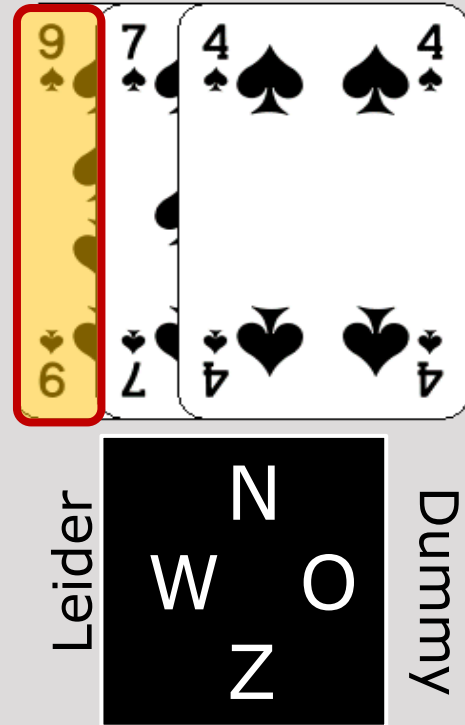
Waarmee uitkomen?





Waarmee uitkomen?



Waarmee uitkomen?



Waarmee uitkomen?

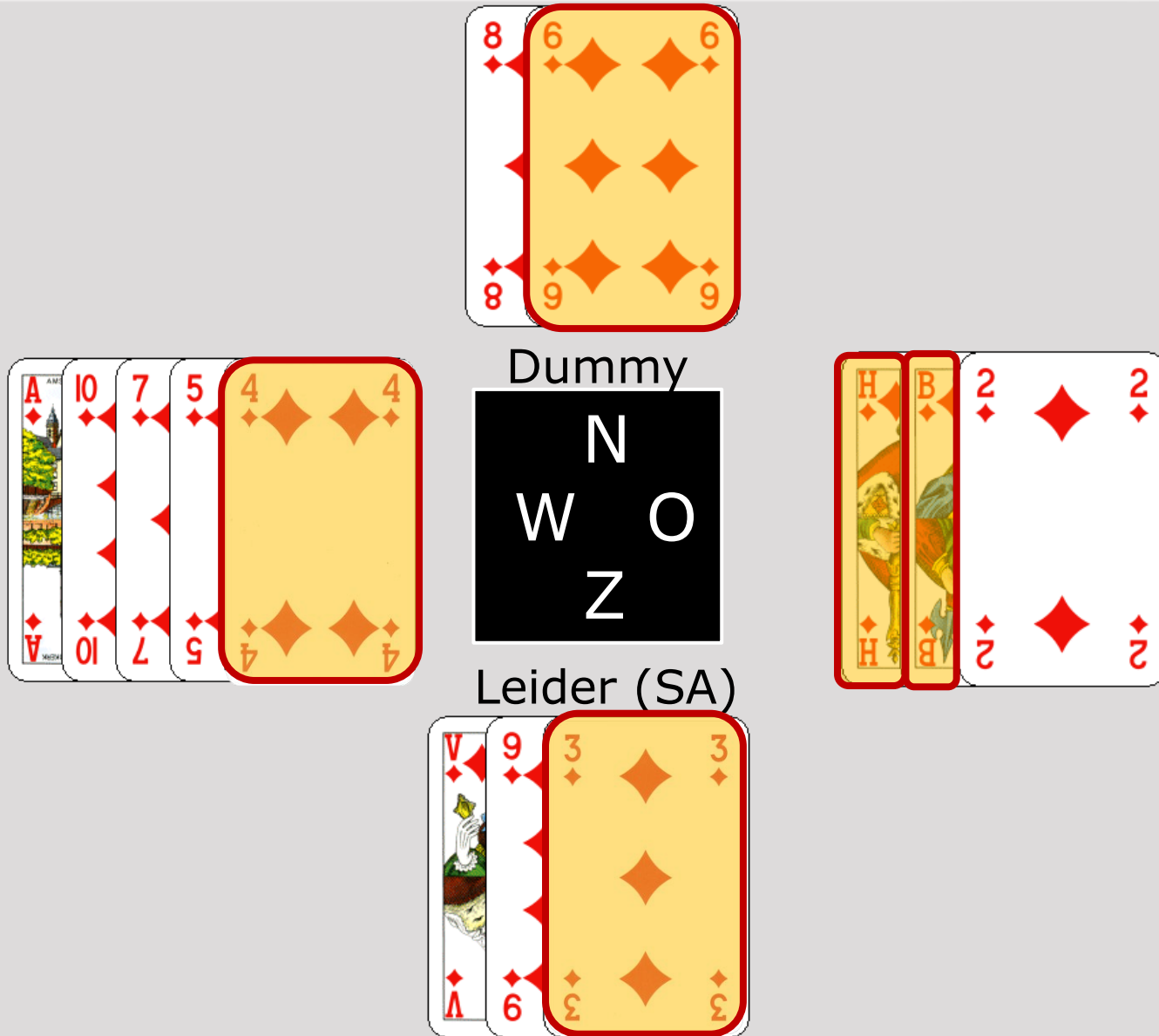


Waarmee uitkomen?

De derde man (1)

Wat belooft uitkomst?

Welke kaart oost?



De derde man (2)

Wie heeft \spadesuit B?

Dummy

N
W O
Z

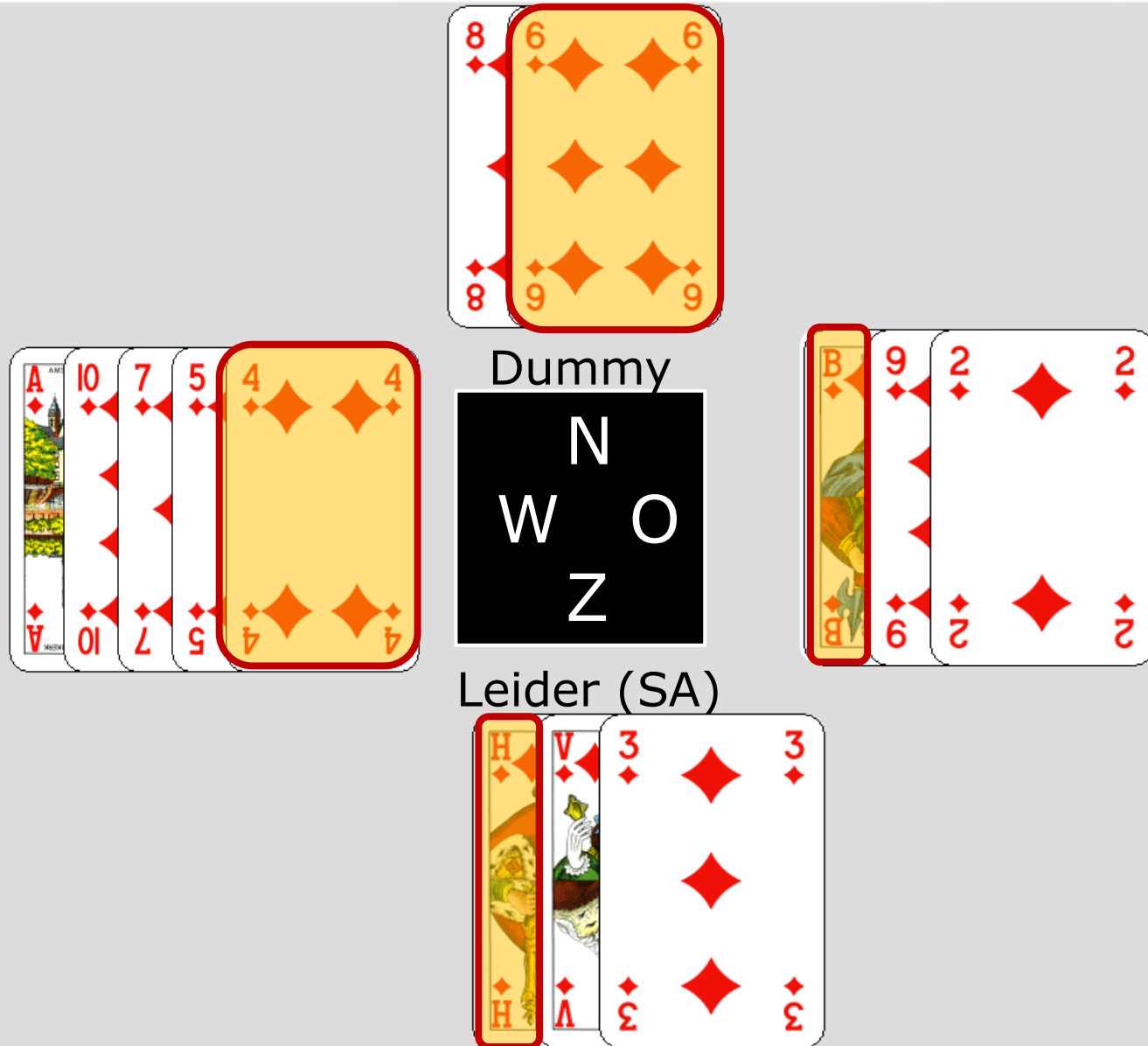
Leider (SA)

The diagram shows a bridge card layout for a North-South contract. The dummy's hand (top) contains the 8, 6, 9, and 6 of diamonds. The leader's hand (bottom) contains the Ace, King, and 3 of diamonds. The declarer's hand (right) contains the 9, 2, 2, and 2 of diamonds. A black box in the center indicates a North-South contract. The 4 of diamonds in the dummy's hand and the 3 of diamonds in the leader's hand are highlighted with red boxes.

De derde man (3)

Wie heeft $\spadesuit V$?


Oost of Zuid

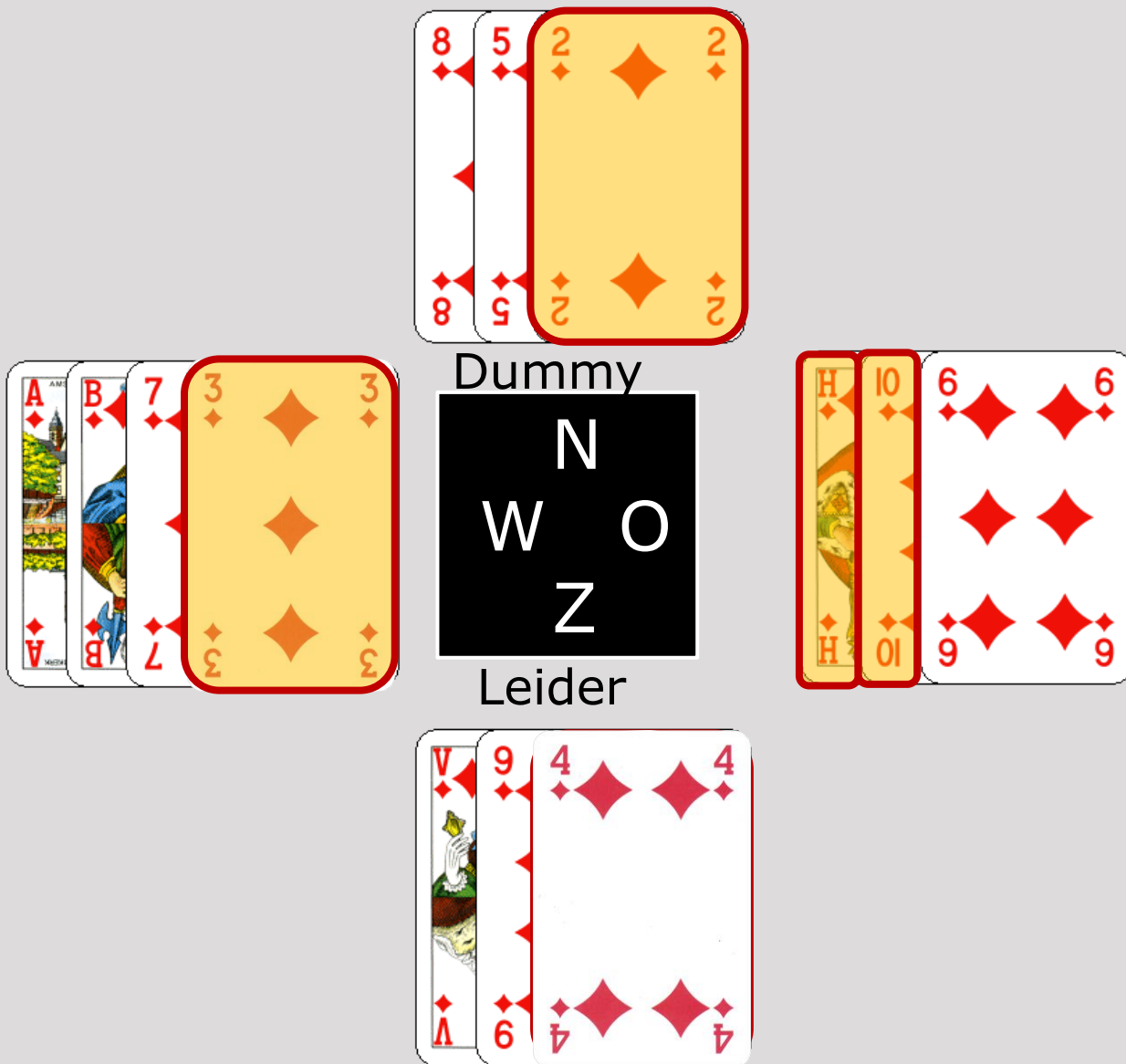


Tafelopdracht

Maak uit werkboek:

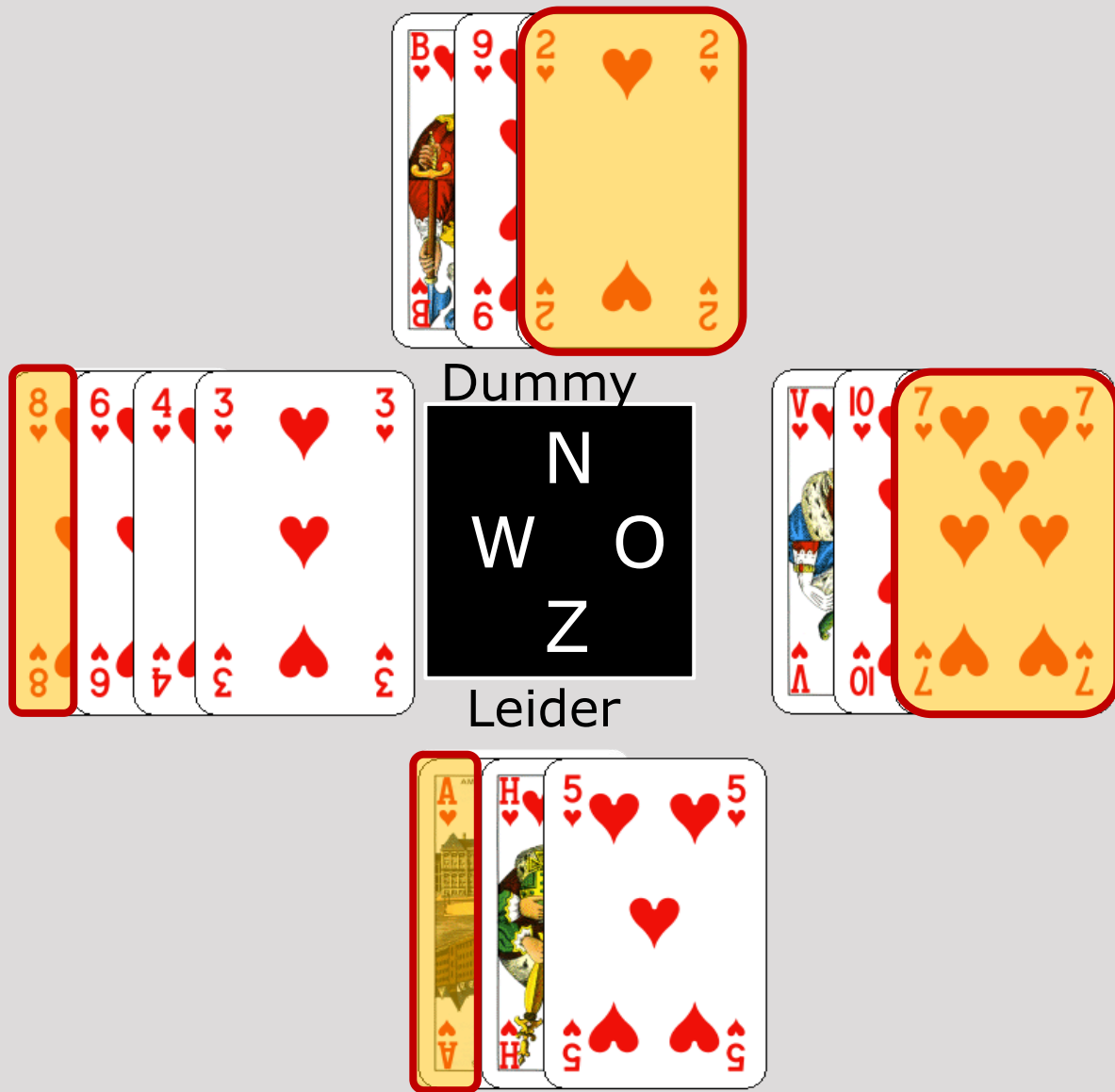
pag. 55:
opgave 10-11





Wat speelt Oost?



Wat speelt Oost in 2^e slag?



Wie heeft ♥A en ♥H?

Wat speelt Oost?


Uitkomen in een troefcontract



Beste uitkomst in SA?

Beste uitkomst in troefcontract?



Het hele spel



Zo maken NZ de eerste 4 slagen


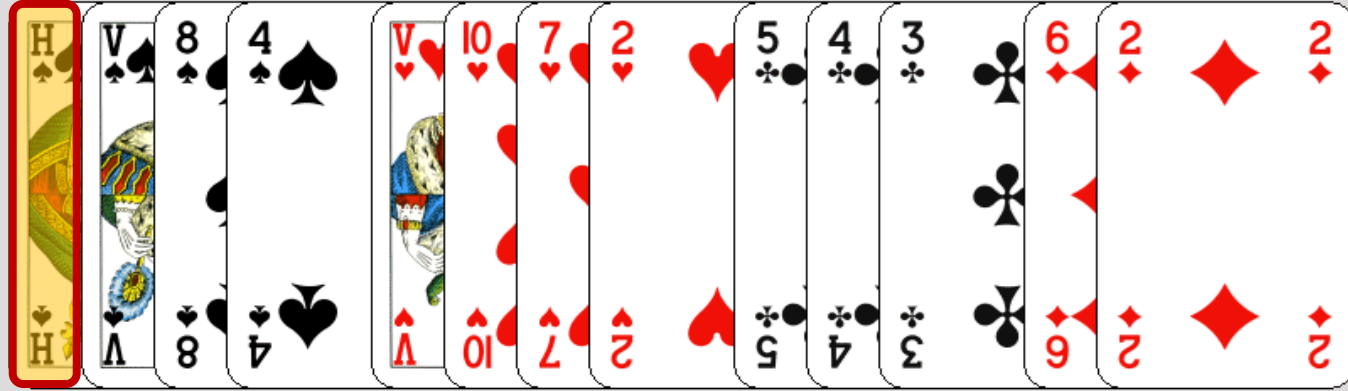
	W	N	O	Z
1	♠7	♠8	♠3	♠A
2	♠10	♦7	♠5	♠9
3	♥4	♥3	♥5	♥A
4	♠H	♦9	♠B	♠2

Ruiten troef: welke uitkomst? (1)





Beste uitkomst?

Ruiten troef: welke uitkomst? (2)




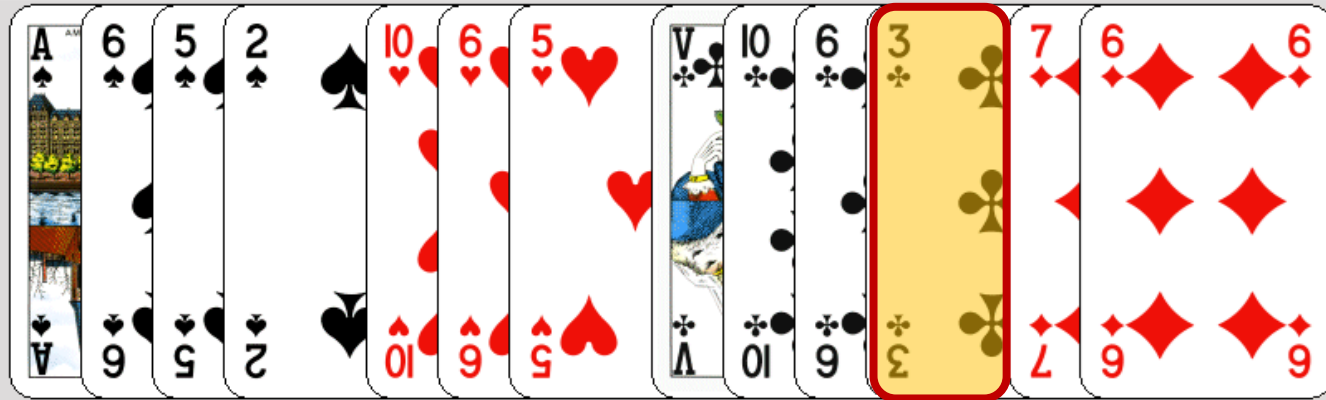
Beste uitkomst?

Ruiten troef: welke uitkomst? (3)



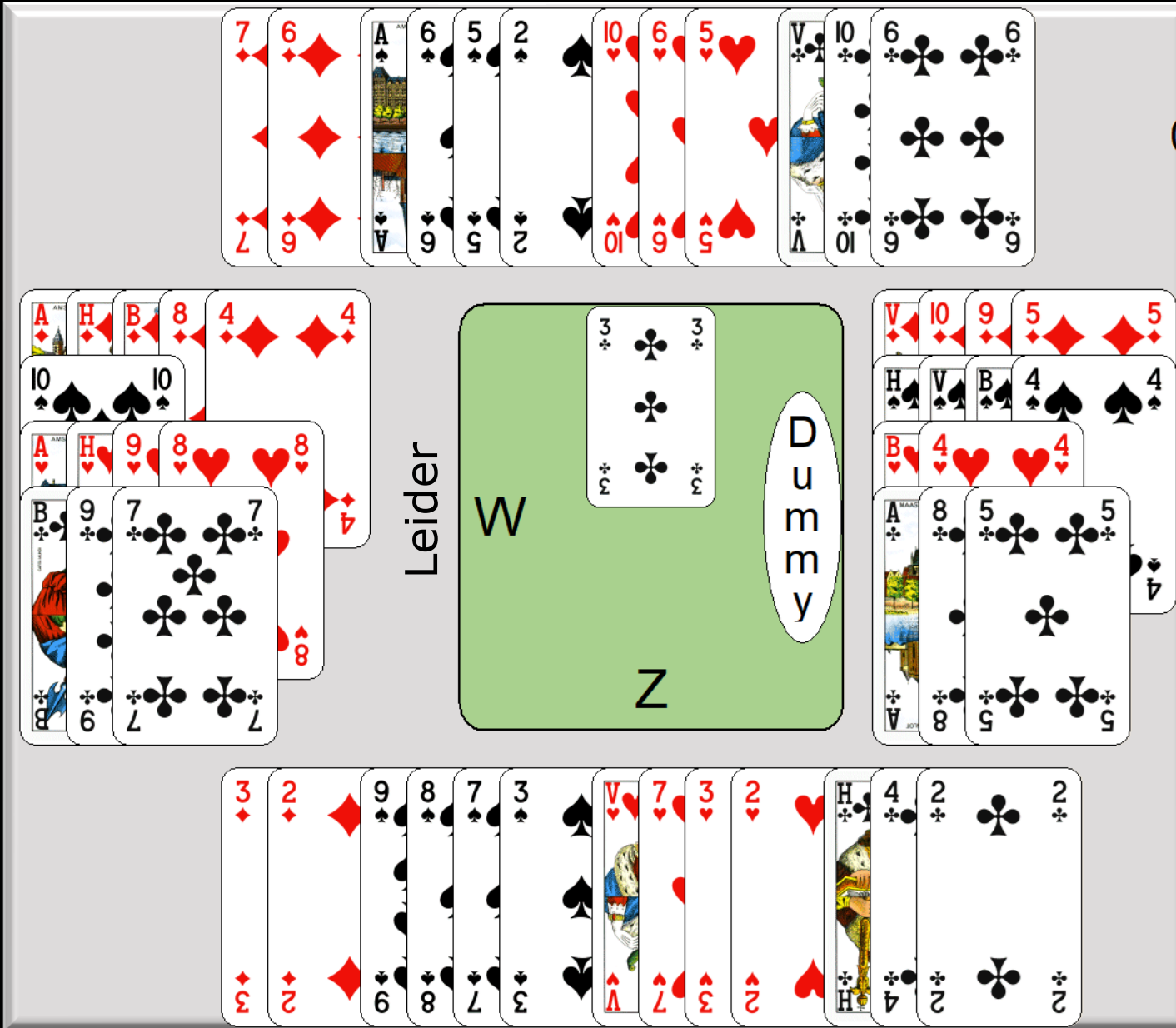
Beste uitkomst?

Ruiten troef: welke uitkomst? (4)




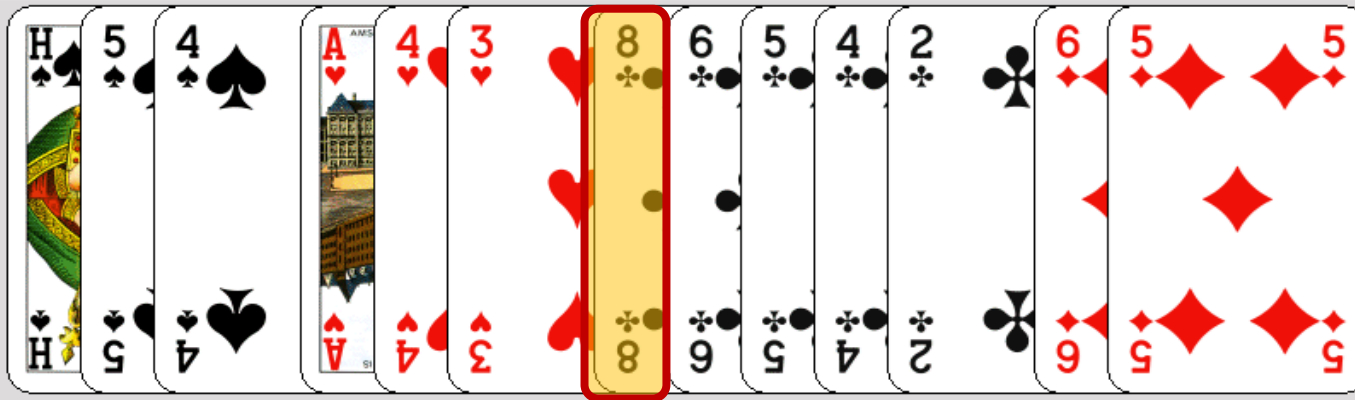
Beste uitkomst?

Ruiten troef: het hele spel (1)




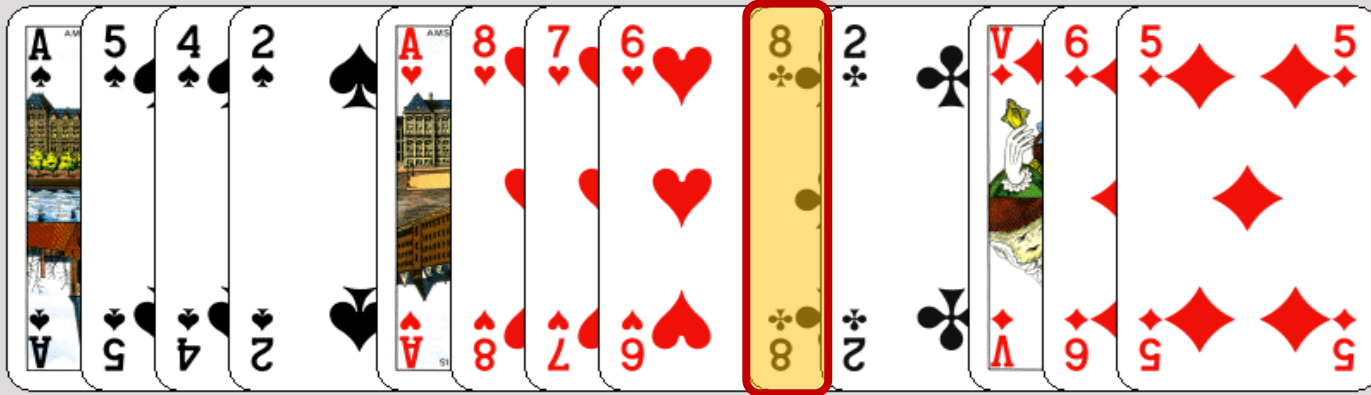
2 klaverslagen voor NZ

Ruiten troef: welke uitkomst? (5)



Beste uitkomst?

Ruiten troef: welke uitkomst? (6)



Beste uitkomst?


Uitkomst in een troef-contract

Honneur	Setje van 2	Hoogste
Kleintje	Plaatje (3 ⁺ krt met H, V of VB)	Laagste
Middenkaart	Geen plaatje (lange kleur, soms 2krt/1krt)	Hoogste

Tafelopdracht


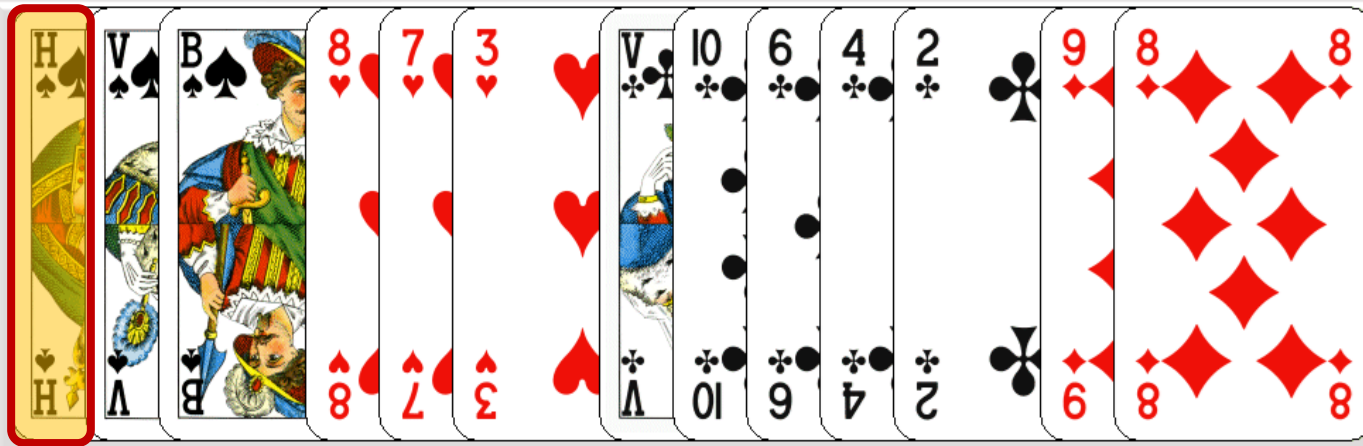
Maak uit werkboek:

pag. 54:
opgave 16-18





Werkboek 5A-16: West leider in ruiten contract

Waarmee uitkomen?





Werkboek 5A-17: West leider in ruiten contract

Waarmee uitkomen?




Werkboek 5A-18: West leider in SA contract



Waarmee uitkomen?

Spel 1 - tegenspel

N Leider: SA manche
O start



Doel N: 9 slagen

Doel O-W: 5 slagen

Werkkleur?:

snit op \spadesuit H en \clubsuit H

Spel 2 - tegenspel

O Leider: SA manche
Z start




Doel oost: 9 slagen

Doel NZ: 5 slagen

Werkkleur?: ♥

Spel 3 - tegenspel

Z Leider: ♥ manche
W start




Doel Zuid: 10 slagen

Doel OW: 4 slagen

Troeftrekken

Spel 4 - tegenspel

W Leider: ♠ troef
N start



Doel West: 10 slagen


Doel NZ: 4 slagen

troef trekken

naar de ♥V

Spel 5 - tegenspel

N Leider: ♠ troef - manche
O start



Doel N: 10 slagen


Doel OW: 4 slagen

Troef trekken

Snit op ♠H, ♦V en
♣HB

Spel 6 - tegenspel

O Leider: ♠ troef - manche
Z start




Doel O: 10 slagen

Doel NZ: 4 slagen

Introever(s) Zuid

Spel 7 - tegenspel

Z Leider: SA manche
W start




Doel Zuid: 9 slagen

Doel OW: 5 slagen

Snit op **♦**H en **♥**H

Spel 8 - tegenspel

W Leider: SA manche
N start



Doel West: 9 slagen

Doel NZ: 5 slagen

snit op ♦ H

Huiswerk



Theorieboek:
hoofdstuk 5



Werkboek:
hoofdstuk 5

Oefen
Starters-
bridge op
BIC